


Locating Resources

for Planning Your Lessons

Pam Stephens


Student teachers spend long days planning lessons and preparing materials for the classroom. One way to ease this burden is to become familiar with and use art resources from commercial publishers, professional associations, and art museums. These resources include a variety of print and electronic materials such as magazines, books, timelines, posters, videos, and games that enrich and deepen art learning for K–12 students.



Magazines and Journals

SchoolArts provides a bounty of lesson ideas, each one developed and field tested by teachers in their own classrooms. There is no reason for teacher candidates to reinvent the wheel when experienced art teachers provide tried-and-true lessons in the pages of *SchoolArts*. These lessons can be used as they are, or modified to fit individual circumstances.

Another print resource is *Art Education: The Journal of the National Art Education Association*. Provided to members of the National Art Education Association, the *Journal* includes an assortment of art education articles. Each issue includes an instructional resource with a two-page color reproduction of a museum art object and suggested classroom activities related to the artwork.



Commercial Curricula

Davis Publications produces programs as well as resource and reference materials for grades kindergarten through twelve. Written and edited by highly respected art educators, these curricula include both student and teacher editions. Each edition is filled with sequential art lessons, color images, and background information about art and artists. Materials such as full-color posters, transparencies, and electronic media supplement these exceptional materials.




Art Museum Teacher Guides

Many art museums offer teacher resource guides related to their permanent collections and temporary exhibitions. Such guides include timelines, images, and art-based interdisciplinary connections. Some of these guides are

available online while others are available through mail loan or purchase.



Where to Find Resources

1. Subscribe to *SchoolArts* online at www.schoolartsonline.com. Follow the links to view a sample issue and to subscribe.
2. Become a member of NAEA at www.naea-reston.org. Click on Membership and follow the links. As a student teacher, you are eligible for the student member rate.
3. A catalog of available K–12 curricula is at www.davisart.com. Click on Publications to view these products.
4. Museum resources are often available for download from Web sites. Go to your favorite museum's Web site and then click on Education. 

Pam Stephens is a SchoolArts advisory board member and coordinator of the art education program at Northern Arizona University, Flagstaff. Pamela.Stephens@nau.edu